

Baseball



Men's Golf

Team single year APR {includes delayed graduation points}	1000	1000	1000	1000	1000
Number of delayed graduation points (single year)	0	0	0	0	0
Number of 0/2s (single year)	0	0	0	0	0
Team Eligibility {earned pts/possible pts (APR score)}	14 /14 (1000)	14 /14 (1000)	12 /12 (1000)	18 /18 (1000)	58 /58 (1000)


Men's Lacrosse

Team single year APR {includes delayed graduation points}	977	971	1000	985	983
Number of delayed graduation points (single year)	1	0	1	0	2
Number of 0/2s (single year)	0	1	0	0	1
Team Eligibility {earned pts/possible pts (APR score)}	66 /66 (1000)	71 /72 (986)	70 /71 (986)	72 /72 (1000)	279 /281 (993)
Team Retention {earned pts/possible pts (APR score)}	61 /65 (938)	64 /67 (955)	70 /70 (1000)	59 /61 (967)	254 /263 (966)
Single Year GSR	75	100	89	80	

Men's Lacrosse

Years of GSR data				
Team GSR (%)	70	73	84	84
Institution GSR average for all teams (%)	83	87	92	91
GSR national-average in this sport within institution's division (%)	88	89	91	92
Team Federal Rate (%)	59	55	59	55
Institution Federal Rate average for all teams (%)	54	55	56	55
Federal Rate national-average for teams in this sport (%)	70	69	70	69

Men's Soccer

Team single year APR {includes delayed graduation points}	988	1000	1000	989	994
Number of delayed graduation points (single year)	1	1	0	0	2
Number of 0/2s (single year)	0	0	0	0	0
Team Eligibility {earned pts/possible pts (APR score)}	42 /43 (977)	48 /49 (980)	46 /46 (1000)	47 /47 (1000)	183 /185 (989)
Team Retention {earned pts/possible pts (APR score)}	39 /40 (975)	46 /46 (1000)	44 /44 (1000)	39 /40 (975)	168 /170 (988)
Single Year GSR	100	75	100	80	

Men's Soccer

Years of GSR data

Team GSR (%)	85	91	92	87
Institution GSR average for all teams (%)	83	87	92	91
GSR national-average in this sport within institution's division (%)	85	86	86	87
Team Federal Rate (%)	7	14	16	26
Institution Federal Rate average for all teams (%)	54	55	56	55
Federal Rate national-average for teams in this sport (%)	58	59	60	61
Student Body Federal Rate	42	44	47	50



Women's Cross Country

Team single year APR {includes delayed graduation points}	1000	1000	1000	1000	1000
Number of delayed graduation points (single year)	0	0	0	0	0
Number of 0/2s (single year)	0	0	0	0	0
Team Eligibility {earned pts/possible pts (APR score)}	13 /13 (1000)	12 /12 (1000)	12 /12 (1000)	12 /12 (1000)	49 /49 (1000)
Team Retention {earned pts/possible pts (APR score)}	12 /12 (1000)	12 /12 (1000)	11 /11 (1000)	12 /12 (1000)	47 /47 (1000)
Single Year GSR	100	83	100	50	

Women's Cross Country

Years of GSR data

Team GSR (%)	100	94	94	89
Institution GSR average for all teams (%)	83	87	92	91
GSR national-average in this sport within institution's division (%)	90	91	91	91
Team Federal Rate (%)	90	85	80	71
Institution Federal Rate average for all teams (%)	54	55	56	55
Federal Rate national-average for teams in this sport (%)	76	76	76	76
Student Body Federal Rate	42	44	47	50





Women's Golf

Team single year APR {includes delayed graduation points}	1000	1000	958	1000	989
Number of delayed graduation points (single year)	0	0	0	0	0
Number of 0/2s (single year)	0	0	0	0	0
Team Eligibility {earned pts/possible pts (APR score)}	14 /14 (1000)	12 /12 (1000)	12 /12 (1000)	10 /10 (1000)	48 /48 (1000)
Team Retention {earned pts/possible pts (APR score)}	13 /13 (1000)	12 /12 (1000)	11 /12 (917)	7 /7 (1000)	43 /44 (977)
Single Year GSR	67	--	--	100	

Women's Golf

Years of GSR data

Team GSR (%)	86	83	75	75
Institution GSR average for all teams (%)	83	87	92	91
GSR national-average in this sport within institution's division (%)	94	95	95	96
Team Federal Rate (%)	80	75	50	40
Institution Federal Rate average for all teams (%)	54	55	56	55
Federal Rate national-average for teams in this sport (%)	75	75	76	77
Student Body Federal Rate	42	44	47	50

Women's Lacrosse

Team single year APR {includes delayed graduation points}	1000	1000	994	993	997
Number of delayed graduation points (single year)	1	0	0	0	1
Number of 0/2s (single year)	0	0	0	0	0
Team Eligibility {earned pts/possible pts (APR score)}	64 /64 (1000)	74 /74 (1000)	81 /81 (1000)	75 /75 (1000)	294 /294 (1000)
Team Retention {earned pts/possible pts (APR score)}	63 /64 (984)	74 /74 (1000)	77 /78 (987)	72 /73 (986)	286 /289 (990)
Single Year GSR	100	100	100	100	

Women's Lacrosse

Years of GSR data

Team GSR (%)	95	96	100	100
Institution GSR average for all teams (%)	83	87	92	91
GSR national-average in this sport within institution's division (%)	96	97	97	97
Team Federal Rate (%)	61	66	75	76
Institution Federal Rate average for all teams (%)	54	55	56	55
Federal Rate national-average for teams in this sport (%)	81	82	82	82
Student Body Federal Rate	42	44	47	50



Women's Soccer

Team single year APR {includes delayed graduation points}	1000	988	1000	1000	997
Number of delayed graduation points (single year)	1	0	1	0	2
Number of 0/2s (single year)	0	0	0	0	0
Team Eligibility {earned pts/possible pts (APR score)}	43 /43 (1000)	45 /45 (1000)	41 /41 (1000)	39 /39 (1000)	168 /168 (1000)
Team Retention {earned pts/possible pts (APR score)}	39 /40 (975)	40 /41 (976)	38 /39 (974)	36 /36 (1000)	153 /156 (981)
Single Year GSR	100	100	100	100	

Women's Soccer

Years of GSR data				
Team GSR (%)	89	96	95	100
Institution GSR average for all teams (%)	83	87	92	91
GSR national-average in this sport within institution's division (%)	93	94	94	95
Team Federal Rate (%)	58	68	69	67
Institution Federal Rate average for all teams (%)	54	55	56	55
Federal Rate national-average for teams in this sport (%)	73	73	74	73
Student Body Federal Rate	42	44	47	50



Women's Track

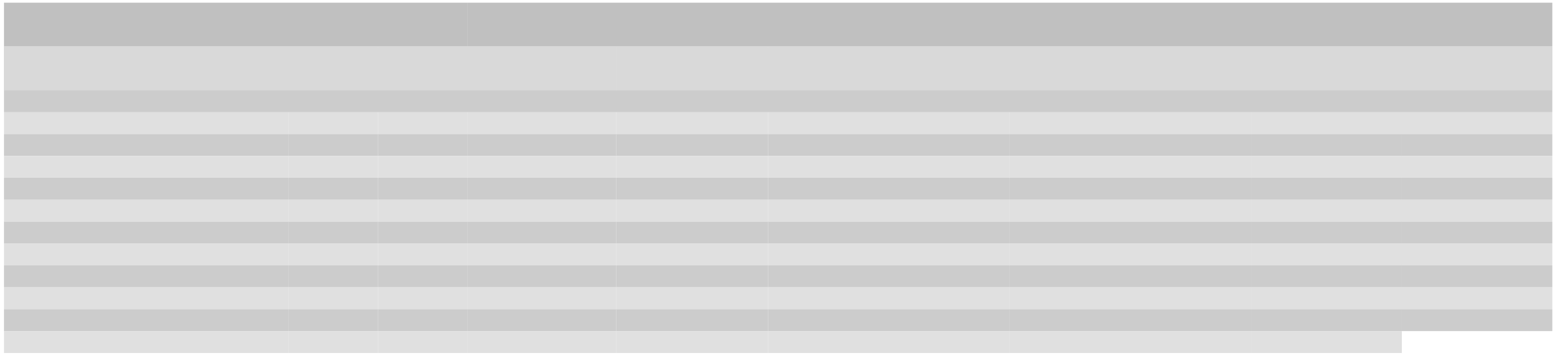
Women's Track					

Women's Track				

Women's Volleyball

Women's Volleyball				

Women's Volleyball			















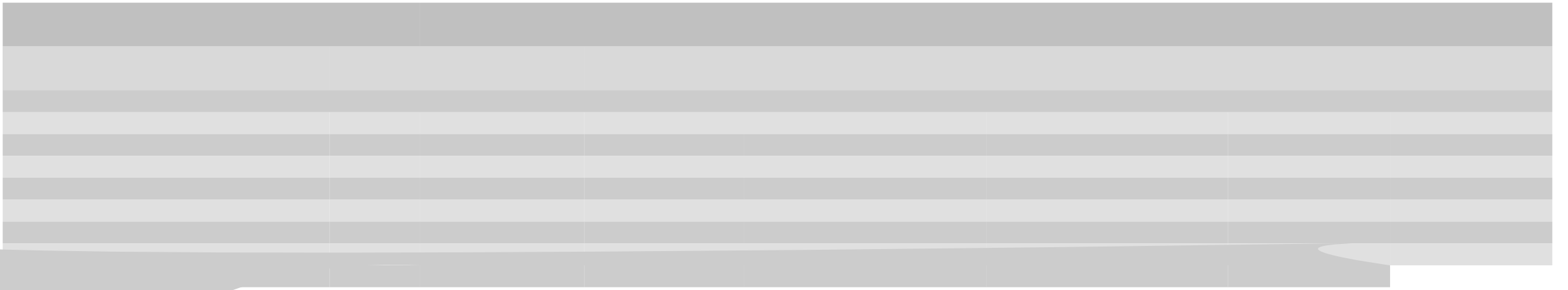

























Men's Golf			Legend: Y=Yes, N=No, G=Graduated, Adj=Adjusted, C=Cont post BA/BS, AT/T=Auto Transfer, NT=NOT Auto Transfer, P=Professional, M=Med Abs, J=Missed Term					
Name	Hours Attempted	Hours Earned	Term GPA	Cumulative GPA	Eligible Next Term	Retained Next Term	2 Year Transfer	4 Year Transfer
2017-18 - Spring								
BALA KRISHNAN, AAERISHNA	15	15	3.73	3.73	Y	Y	--	--
CARRETE, EDUARDO	18	12	2.46	2.85	Y	Y	--	Y
FULLALOVE, ELLIOTT	18	18	2.88	2.57	Y	G	Y	--
PEREDA, RAUL	15	15	3.33	3.19	Y	G	--	--
SCHULTZ, SPENCER	18	18	3.00	2.79	Y	Y	--	--
THOMPSON, TANNER	15	12	3.50	3.29	Y	AT	--	--
UHLAND, SAMUEL	15	15	4.00	4.00	Y	Y	--	--





















Men's Lacrosse			Legend: Y=Yes, N=No, G=Graduated, Adj=Adjusted, C=Cont post BA/BS, AT/T=Auto Transfer, NT=NOT Auto Transfer, P=Professional, M=Med Abs, J=Missed Term					
Name	Hours Attempted	Hours Earned	Term GPA	Cumulative GPA	Eligible Next Term	Retained Next Term	2 Year Transfer	4 Year Transfer
2017-18 - Spring								
WINSTON, JEREMY	15	12	1.86	1.85	Y	Y	--	--
YORK, CHASE	15	15	2.60	2.61	Y	G	--	Y



Men's Lacrosse

Legend: Y=Yes, N=No, G=Graduated, Adj=Adjusted, C=Cont post BA/BS, AT/T=Auto Transfer, NT=NOT Auto Transfer, P=Professional, M=Med Abs, J=Missed Term

Name	Hours Attempted	Hours Earned	Term GPA	Cumulative GPA	Eligible Next Term	Retained Next Term	2 Year Transfer	4 Year Transfer
2018-19 - Fall								
VANDERLINDE, MATT	14	14	3.50	3.50	Y	Y	--	--
WINSTON, JEREMY	15	15	3.06	2.62	Y	Y	--	--
YOUNG, JORDAN	15	15	3.00	3.00	Y	Y	--	--

Men's Lacrosse

Legend: Y=Yes, N=No, G=Graduated, Adj=Adjusted, C=Cont post BA/BS, AT/T=Auto Transfer, NT=NOT Auto Transfer, P=Professional, M=Med Abs, J=Missed Term

Name	Hours Attempted	Hours Earned	Term GPA	Cumulative GPA	Eligible Next Term	Retained Next Term	2 Year Transfer	4 Year Transfer
2018-19 - Spring								
APPLEGATE, ERIC	12	12	2.50	2.78	Y	G	--	--
BAKER, ADAM	15	12	3.50	3.50	Y	Y	--	Y
BARNHORST, THOMAS	15	15	4.00	4.00	Y	Y	--	--
BRADSHAW, GAGE	16	16	2.93	2.93	Y	Y	--	Y
BURCKLEY, WILLIAM	16	13	2.62	3.43	Y	Y	--	--
CORBETT, GRIFFIN	15	15	3.66	2.92	Y	Y	--	--
CROTTY, ZACH	15	15	3.85	3.84	Y	G	--	--
CUTILLO, JOHN	15	12	2.50	2.45	Y	Y	--	--
DASPIT, CARSON	--	--	0.00	0.00	--	NT	--	--
DAVIS, ANDREW	15	12	3.75	3.58	Y	Y	--	--
DEAKEN, ZACK	15	12	3.08	3.07	Y	Y	--	--
DOVAN, SAMUEL	6	6	2.67	2.66	Y	G	--	--
DROSOS, ALEC	14	14	3.35	3.26	Y	Y	--	--
FILIAULT, WILLIAM	16	16	3.87	3.85	Y	Y	--	--
FULGENZI, NICHOLAS	15	15	2.93	2.57	Y	N	--	--
GIOVINCO, ALEXANDER	15	15	2.20	2.20	Y	Y	--	Y
HEED, JACK	15	15	3.60	3.74	Y	Y	--	--
HETTINGER, TROY	16	16	3.49	3.31	Y	Y	--	--
HOUK, ALEXANDER	15	12	2.41	2.85	Y	N	--	--
LA VANGIE, HAYDEN	16	16	2.68	3.97	Y	G	--	--
LUKACOVIC, JOHN	14	12	3.08	2.77	Y	Y	--	--
MATTUSHIK, DWAYNE	15	15	4.00	3.83	Y	Y	--	--
MCKENNA, BRENDAN	15	15	2.66	2.82	Y	Y	--	--
MITCHELL, DAVID	15	12	3.33	2.90	Y	Y	--	Y
MORRIS, TYLER	15	15	3.15	3.13	Y	Y	--	--
PICKARD, JUSTIN	15	15	3.20	3.27	Y	AT	--	--
POSNER, LOGAN	15	15	3.06	3.14	Y	AT	--	Y
PUCCI, JACK	12	9	1.33	1.73	N	N	--	--
REILLY, BRETT	15	15	4.00	3.71	Y	Y	--	--
SAGEDER, MATTHEW	15	12	3.08	3.03	Y	Y	--	--
SELLS, WILLIAM	16	16	3.76	3.82	Y	G	--	--
SMITH, DIXON	15	15	3.40	3.15	Y	Y	--	--
TRIMMER, JACKSON	15	15	3.16	3.07	Y	AT	--	--
TYLER, TAYLOR	16	16	2.21	2.74	Y	G	--	--

Men's Lacrosse		Legend: Y=Yes, N=No, G=Graduated, Adj=Adjusted, C=Cont post BA/BS, AT/T=Auto Transfer, NT=NOT Auto Transfer, P=Professional, M=Med Abs, J=Missed Term							
Name	Hours Attempted	Hours Earned	Term GPA	Cumulative GPA	Eligible Next Term	Retained Next Term	2 Year Transfer	4 Year Transfer	
2018-19 - Spring									
VANDERLINDE, MATT	12	12	3.58	3.53	Y	AT	--	--	
WINSTON, JEREMY	15	15	2.86	2.68	Y	Y	--	--	
YOUNG, JORDAN	15	12	2.66	2.85	Y	Y	--	--	





Men's Lacrosse		Legend: Y=Yes, N=No, G=Graduated, Adj=Adjusted, C=Cont post BA/BS, AT/T=Auto Transfer, NT=NOT Auto Transfer, P=Professional, M=Med Abs, J=Missed Term							
Name	Hours Attempted	Hours Earned	Term GPA	Cumulative GPA	Eligible Next Term	Retained Next Term	2 Year Transfer	4 Year Transfer	
2019-20 - Fall									
YOQUINTO, JASON	15	15	2.73	2.73	Y	Y	--	Y	
YOUNG, JORDAN	12	12	2.75	2.82	Y	Y	--	--	



Men's Lacrosse			Legend: Y=Yes, N=No, G=Graduated, Adj=Adjusted, C=Cont post BA/BS, AT/T=Auto Transfer, NT=NOT Auto Transfer, P=Professional, M=Med Abs, J=Missed Term					
Name	Hours Attempted	Hours Earned	Term GPA	Cumulative GPA	Eligible Next Term	Retained Next Term	2 Year Transfer	4 Year Transfer
2019-20 - Spring								
YOQUINTO, JASON	15	15	3.50	2.95	Y	Y	--	Y
YOUNG, JORDAN	15	12	3.91	3.07	Y	Y	--	--







Men's Lacrosse		Legend: Y=Yes, N=No, G=Graduated, Adj=Adjusted, C=Cont post BA/BS, AT/T=Auto Transfer, NT=NOT Auto Transfer, P=Professional, M=Med Abs, J=Missed Term							
Name	Hours Attempted	Hours Earned	Term GPA	Cumulative GPA	Eligible Next Term	Retained Next Term	2 Year Transfer	4 Year Transfer	
2020-21 - Spring									
STOKES, SPENCER	--	--	0.00	0.00	--	NT	--	Y	
TYLER, TAYLOR	3	3	3.33	3.41	Y	C	--	--	
WINSTON, JEREMY	15	12	2.06	2.71	Y	G	--	--	
YOUNG, JORDAN	15	15	3.42	3.08	Y	Y	--	--	















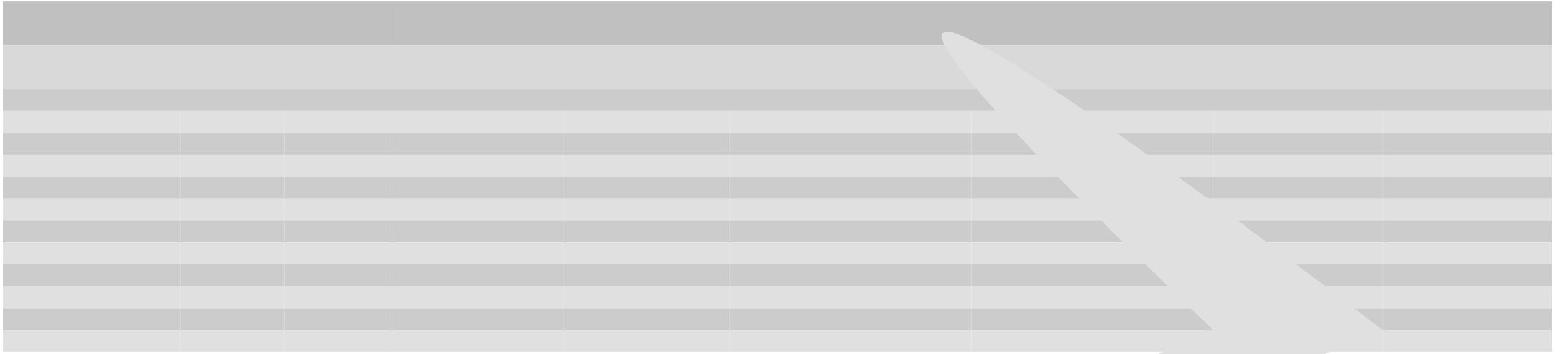


Men's Soccer			Legend: Y=Yes, N=No, G=Graduated, Adj=Adjusted, C=Cont post BA/BS, AT/T=Auto Transfer, NT=NOT Auto Transfer, P=Professional, M=Med Abs, J=Missed Term						
Name	Hours Attempted	Hours Earned	Term GPA	Cumulative GPA	Eligible Next Term	Retained Next Term	2 Year Transfer	4 Year Transfer	
2020-21 - Spring									
ANTUNEZ, INTI	14	14	3.35	3.77	Y	Y	--	--	
ARAUJO-WILSON, JOSHUA	14	14	3.85	3.78	Y	Y	--	--	
BLICE, ZACH	15	12	3.41	2.72	Y	Y	--	--	
CHAVES, CAO	15	15	2.66	2.82	Y	Y	--	--	
CHAVES, LUI	--	--	0.00	0.00	--	NT	--	--	
CORREA, OLIVIER	14	14	3.14	3.14	Y	Y	--	--	
DAVIS, REED	18	18	3.22	3.69	Y	Y	--	--	
DUNCAN-SMITH, TIM	15	12	2.58	3.21	Y	Y	--	--	
FAMUDITIMI, HABIB	14	14	3.59	3.59	Y	Y	--	--	
GRAY, JABARI	15	15	3.60	3.56	Y	Y	--	--	
JOHNSON, JACOB	16	16	3.15	3.26	Y	AT	--	--	
LAPORTE, RICHARD	15	15	3.86	3.63	Y	AT	--	--	
LEVY, MATTHEW	13	13	3.64	3.25	Y	Y	--	--	
LUFKIN, CONNAR	12	12	3.75	3.83	Y	C	--	--	
MANZO, JOSE	9	9	3.11	3.40	Y	C	--	--	
MOREIRA, JOSHUA	15	15	3.86	3.84	Y	Y	--	--	
NICOLAS, REGINALD	18	18	3.22	3.60	Y	Y	--	--	
PENCAK, MAXIM	16	16	3.62	3.76	Y	Y	--	--	
REASONOVER, COLE	12	12	3.33	3.55	Y	Y	--	--	
RINGSTRAND, NIL	15	15	4.00	4.00	Y	Y	--	--	
SALVADOR, ALEX	15	11	3.27	3.72	Y	Y	--	--	
SIMONEAU, GABRIEL	17	14	3.07	3.46	Y	Y	--	--	
SOUMAH, MOHAMED	15	15	2.33	2.60	Y	Y	--	--	
TUNBRIDGE, MASON	16	12	3.25	3.11	Y	AT	--	--	

































Women's Cross Country Legend: Y=Yes, N=No, G=Graduated, Adj=Adjusted, C=Cont post BA/BS, AT/T=Auto Transfer, NT=NOT Auto Transfer, P=Professional, M=Med Abs, J=Missed Term

Name	Hours Attempted	Hours Earned	Term GPA	Cumulative GPA	Eligible Next Term	Retained Next Term	2 Year Transfer	4 Year Transfer
<del>GADSON, SERENA</del>	<del>16</del>	<del>16</del>	<del>48.ENA</del>	<del>3.27</del>	<del>Y</del>	<del>Y</del>	<del>--</del>	<del>--</del>
DAVIDSON, SADA E	14	14	3.26	3.27	Y	Y	--	--
GADSON, SERENA	16	16	48.ENA					



Women's Cross Country			Legend: Y=Yes, N=No, G=Graduated, Adj=Adjusted, C=Cont post BA/BS, AT/T=Auto Transfer, NT=NOT Auto Transfer, P=Professional, M=Med Abs, J=Missed Term						
Name	Hours Attempted	Hours Earned	Term GPA	Cumulative GPA	Eligible Next Term	Retained Next Term	2 Year Transfer	4 Year Transfer	
2020-21 - Spring									
DE WIT, LUZAAN	17	17	3.58	3.75	Y	Y	--	--	
MARTI, RAIN	18	15	3.10	3.30	Y	G	--	--	
MORRIS, SADIE	16	12	3.41	3.37	Y	Y	--	--	
PALOTTI, HAYLEIGH	15	15	4.00	3.98	Y	Y	--	--	
POLIMENO, LAUREN	12	12	3.66	3.69	Y	G	--	--	
SULLIVAN, EMMA	15	15	3.20	3.22	Y	Y	--	--	





Women's Rowing

Legend: Y=Yes, N=No, G=Graduated, Adj=Adjusted, C=Cont post BA/BS, AT/T=Auto Transfer, NT=NOT Auto Transfer, P=Professional, M=Med Abs, J=Missed Term

Name	Hours Attempted	Hours Earned	Term GPA	Cumulative GPA	Eligible Next Term	Retained Next Term	2 Year Transfer	4 Year Transfer
2017-18 - Spring								
AMADIO, SAMANTHA	15	15	2.53	2.31	Y	Y	--	--
BLACK, MADISON	18	18	4.00	3.56	Y	Y	--	--
BOYER, MADISON	15	15	3.46	3.38	Y	Y	--	--
COYLE, MARGARET	18	18	3.55	3.60	Y	Y	--	Y
DEVENUTO-WYETH, CIARA	15	15	3.73	3.86	Y	Y	--	--
DI IANNI, STEPHANIE	14	14	4.00	3.82	Y	Y	--	--
DINSMORE, KATHARINA	18	18	3.44	2.91	Y	Y	--	--
FINSIE, LEAH	16	16	3.18	3.37	Y	Y	--	--
FRASIER, SARAH	16	16	2.91	2.92	Y	Y	--	--
GERLACH, OLIVIA	16	13	1.69	2.15	Y	Y	--	--
GOODMAN, SARAH	18	3	0.58	2.04	N	N	--	Y
HERRERA, YAILENE	16	16	2.60	2.34	Y	Y	--	--
HILL, MICAELA	11	11	3.91	3.17	Y	G	--	--
IRBY, DEVONNA	17	17	2.06	2.33	Y	Y	--	--
KYRIAKIDIS, ALEXANDRIA	17	17	3.84	3.86	Y	Y	--	--
MARTIN, NICOLE	15	15	2.48	3.16	Y	Y	--	--
MARTINEZ, ROCHELLE	15	15	3.46	2.87	Y	Y	--	--
MCDONALD, COLETTE	15	15	2.00	2.09	Y	Y	--	--
MCLENNA, CLAIRE	12	12	3.75	3.31	Y	Y	--	--
MILLER, SARA	16	16	3.12	3.15	Y	Y	--	--
NAPPER, EMMA	18	18	3.29	3.39	Y	Y	--	Y
PLUNKETT, DELANEY	16	16	2.97	2.80	Y	Y	--	--
PRICE, ANASTASIA	16	16	4.00	3.70	Y	G	--	--
PULLIAM, ALEXADRIA	12	12	3.83	3.82	Y	G	--	--
SHIPKOWSKI, JESSICA	13	13	3.92	3.66	Y	G	--	--
SPIKES, KIMIA	15	15	2.60	2.76	Y	Y	--	--
STASAITYTE, VERONIKA	16	13	2.04	2.35	Y	Y	--	--
STRANDE, TAYLOR	18	18	3.03	2.88	Y	Y	--	Y
VILLARREAL, MELISSA	--	--	0.00	0.00	--	NT	--	--
WARREN, MARLENA	17	17	4.00	3.95	Y	Y	--	--
WEST, VICTORIA	18	18	3.76	3.44	Y	G	--	--



Women's Rowing

Legend: Y=Yes, N=No, G=Graduated, Adj=Adjusted, C=Cont post BA/BS, AT/T=Auto Transfer, NT=NOT Auto Transfer, P=Professional, M=Med Abs, J=Missed Term

Women's Rowing						
Legend: Y=Yes, N=No, G=Graduated, Adj=Adjusted, C=Cont post BA/BS, AT/T=Auto Transfer, NT=NOT Auto Transfer, P=Professional, M=Med Abs, J=Missed Term						

WomT 74.'s Rowing

WomT 74.'s Rowing						
Row	Time	Distance	Speed	Stroke	Notes	Comments
1						
2						
3						
4						
5						
6						
7						
8						
9						
10						
11						
12						
13						
14						
15						
16						
17						
18						
19						
20						
21						
22						
23						
24						
25						
26						
27						
28						
29						
30						
31						
32						
33						
34						
35						
36						
37						
38						
39						
40						
41						
42						
43						
44						
45						
46						
47						
48						
49						
50						
51						
52						
53						
54						
55						
56						
57						
58						
59						
60						
61						
62						
63						
64						
65						
66						
67						
68						
69						
70						
71						
72						
73						
74						
75						
76						
77						
78						
79						
80						
81						
82						
83						
84						
85						
86						
87						
88						
89						
90						
91						
92						
93						
94						
95						
96						
97						
98						
99						
100						



Women's Rowing

Legend: Y=Yes, N=No, G=Graduated, Adj=Adjusted, C=Cont post BA/BS, AT/T=Auto Transfer, NT=NOT Auto Transfer, P=Professional, M=Med Abs, J=Missed Term

Name	Hours Attempted	Hours Earned	Term GPA	Cumulative GPA	Eligible Next Term	Retained Next Term	2 Year Transfer	4 Year Transfer
2019-20 - Fall								
BOYER, MADISON	15	15	3.86	3.43	Y	Y	--	--
BROWN, COURTNEY	16	16	3.19	3.19	Y	Y	--	--
CARTER, MELANIE	16	16	3.87	3.44	Y	Y	--	--
COOPER, SOFIA	15	15	3.33	3.32	Y	Y	--	--
DEVENUTO-WYETH, CIARA	15	15	3.80	3.85	Y	Y	--	--
DI IANNI, STEPHANIE	15	15	3.66	3.79	Y	Y	--	--
FINSIE, LEAH	17	17	3.47	3.44	Y	Y	--	--
FRASIER, SARAH	16	16	3.18	3.00	Y	Y	--	--
GERLACH, AVA	16	16	2.43	2.43	Y	Y	--	--
GERLACH, OLIVIA	14	14	3.57	2.74	Y	Y	--	--
HALLOCK, ASHLEY	14	14	3.09	2.97	Y	Y	--	--
HEARD, GABRIELLE	17	17	4.00	3.68	Y	Y	--	--
HOELZER, HANNAH	18	15	3.66	3.39	Y	Y	--	--
JOHNSON, IRELAND	15	14	4.00	4.00	Y	Y	--	--
JORDAN, AYDAN	16	16	3.25	3.02	Y	Y	--	--
MATTIOLI, CHRISTINA	16	16	3.61	3.59	Y	Y	--	--
MILLER, CALIE	15	15	3.13	2.99	Y	Y	--	--
MILLER, SARA	13	13	3.35	3.29	Y	Y	--	--
MITCHELL, AMANDA	16	16	2.00	2.63	Y	Y	--	--
MONTGOMERY, MADELINE	16	16	3.18	2.81	Y	Y	--	--
MORRAN-COSTELLIC, PETIE	16	16	3.18	3.18	Y	Y	--	--
MULLER, EMILY	16	16	3.68	3.42	Y	Y	--	--
PINEDA, EMILY	18	18	3.93	3.59	Y	Y	--	--













Women's Golf			Legend: Y=Yes, N=No, G=Graduated, Adj=Adjusted, C=Cont post BA/BS, AT/T=Auto Transfer, NT=NOT Auto Transfer, P=Professional, M=Med Abs, J=Missed Term						
Name	Hours Attempted	Hours Earned	Term GPA	Cumulative GPA	Eligible Next Term	Retained Next Term	2 Year Transfer	4 Year Transfer	
2017-18 - Fall									
BERMAN, HANNAH	15	15	3.33	3.33	Y	Y	--	Y	
BRUNZELL, MARIA	16	16	3.93	3.98	Y	Y	--	--	
DETMER, AMANDA	15	15	4.00	3.89	Y	Y	--	--	
FORSLAND, MICHELLE	16	16	4.00	3.86	Y	Y	--	--	
FUEYO, MARIA	15	15	3.86	3.98	Y	Y	--	--	
PERSSON, LOUISE	15	15	4.00	3.95	Y	Y	--	--	
TREJOLERDO, PAULA	15	15	3.40	3.40	Y	Y	--	--	







Women's Golf			Legend: Y=Yes, N=No, G=Graduated, Adj=Adjusted, C=Cont post BA/BS, AT/T=Auto Transfer, NT=NOT Auto Transfer, P=Professional, M=Med Abs, J=Missed Term					
Name	Hours Attempted	Hours Earned	Term GPA	Cumulative GPA	Eligible Next Term	Retained Next Term	2 Year Transfer	4 Year Transfer
2019-20 - Fall								
BERMAN, HANNAH	15	15	3.20	3.36	Y	Y	--	Y
BRIMHALL, SAM	15	15	3.93	3.93	Y	Y	Y	--
SAMUELSSON, MAIA	12	12	4.00	4.00	Y	Y	--	--
STROMBERG, ELINA	13	13	4.00	4.00	Y	Y	--	--
TREJOLERDO, PAULA	18	18	3.39	3.39	Y	Y	--	--
VATER, MAWGAN	15	15	3.93	3.93	Y	Y	--	--








Women's Golf			Legend: Y=Yes, N=No, G=Graduated, Adj=Adjusted, C=Cont post BA/BS, AT/T=Auto Transfer, NT=NOT Auto Transfer, P=Professional, M=Med Abs, J=Missed Term					
Name	Hours Attempted	Hours Earned	Term GPA	Cumulative GPA	Eligible Next Term	Retained Next Term	2 Year Transfer	4 Year Transfer
2020-21 - Spring								
BRIMHALL, SAM	12	12	4.00	3.79	Y	G	Y	--
FONDA, JENNA	15	15	3.40	3.33	Y	Y	--	--
SAMUELSSON, MAIA	15	12	3.91	3.95	Y	AT	--	--
TREJOLERDO, PAULA	15	15	3.46	3.54	Y	C	--	--
VATER, MAWGAN	16	16	4.00	3.96	Y	Y	--	--

		2019		2020		2021	
		Q1	Q2	Q1	Q2	Q1	Q2
A	1	10	15	12	18	15	20
	2	8	12	10	15	12	18
B	1	15	20	18	25	20	28
	2	12	18	15	22	18	25
C	1	20	25	22	30	25	35
	2	18	22	20	28	22	30
D	1	25	30	28	35	30	40
	2	22	28	25	32	28	35
E	1	30	35	32	40	35	45
	2	28	32	30	38	32	40
F	1	35	40	38	45	40	50
	2	32	38	35	42	38	45
G	1	40	45	42	50	45	55
	2	38	42	40	48	42	50
H	1	45	50	48	55	50	60
	2	42	48	45	52	48	55
I	1	50	55	52	60	55	65
	2	48	52	50	58	52	60
J	1	55	60	58	65	60	70
	2	52	58	55	62	58	65
K	1	60	65	62	70	65	75
	2	58	62	60	68	62	70
L	1	65	70	68	75	70	80
	2	62	68	65	72	68	75
M	1	70	75	72	80	75	85
	2	68	72	70	78	72	80
N	1	75	80	78	85	80	90
	2	72	78	75	82	78	85
O	1	80	85	82	90	85	95
	2	78	82	80	88	82	90
P	1	85	90	88	95	90	100
	2	82	88	85	92	88	95
Q	1	90	95	92	100	95	105
	2	88	92	90	98	92	100
R	1	95	100	98	105	100	110
	2	92	98	95	102	98	105
S	1	100	105	102	110	105	115
	2	98	102	100	108	102	105
T	1	105	110	108	115	110	120
	2	102	108	105	112	108	115
U	1	110	115	112	120	115	125
	2	108	112	110	118	112	115
V	1	115	120	118	125	120	130
	2	112	118	115	122	118	125
W	1	120	125	122	130	125	135
	2	118	122	120	128	122	125
X	1	125	130	128	135	130	140
	2	122	128	125	132	128	135
Y	1	130	135	132	140	135	145
	2	128	132	130	138	132	135
Z	1	135	140	138	145	140	150
	2	132	138	135	142	138	145







Women's Lacrosse			Legend: Y=Yes, N=No, G=Graduated, Adj=Adjusted, C=Cont post BA/BS, AT/T=Auto Transfer, NT=NOT Auto Transfer, P=Professional, M=Med Abs, J=Missed Term					
Name	Hours Attempted	Hours Earned	Term GPA	Cumulative GPA	Eligible Next Term	Retained Next Term	2 Year Transfer	4 Year Transfer
2018-19 - Fall								
SUPLEE, MIA	15	15	3.88	3.88	Y	Y	--	--
TORROELLA, EILEEN	16	16	3.25	3.32	Y	Y	--	--
TRUDEL, QUINN	18	18	3.80	3.80	Y	G	--	--

Women's Lacrosse

Schedule			2024 Season					Contact	
Home	Away	Neutral	Week	Day	Time	Location	Coach	Phone	
			1						
			2						
			3						
			4						
			5						
			6						
			7						
			8						
			9						
			10						
			11						
			12						
			13						
			14						
			15						
			16						
			17						
			18						
			19						
			20						
			21						
			22						
			23						
			24						
			25						
			26						
			27						
			28						
			29						
			30						
			31						



Women's Lacrosse			Legend: Y=Yes, N=No, G=Graduated, Adj=Adjusted, C=Cont post BA/BS, AT/T=Auto Transfer, NT=NOT Auto Transfer, P=Professional, M=Med Abs, J=Missed Term					
Name	Hours Attempted	Hours Earned	Term GPA	Cumulative GPA	Eligible Next Term	Retained Next Term	2 Year Transfer	4 Year Transfer
2018-19 - Spring								
SUPLEE, MIA	16	16	4.00	3.91	Y	Y	--	--
TORROELLA, EILEEN	14	14	3.18	3.29	Y	Y	--	--
TRUDEL, QUINN	12	12	3.86	3.86	Y	C	--	--

Women's Lacrosse			Legend: Y=Yes, N=No, G=Graduated, Adj=Adjusted, C=Cont post BA/BS, AT/T=Auto Transfer, NT=NOT Auto Transfer, P=Professional, M=Med Abs, J=Missed Term					
Name	Hours Attempted	Hours Earned	Term GPA	Cumulative GPA	Eligible Next Term	Retained Next Term	2 Year Transfer	4 Year Transfer
2019-20 - Fall								
ALVAREZ, OLIVIA	15	15	3.80	3.62	Y	Y	--	--
ARNOLD, ALYSSA	16	16	3.62	3.43	Y	Y	--	--
BENEDICT, JACLYN	15	15	3.93	3.62	Y	Y	--	--
BEVERLY, BROOKE	15	15	2.68	2.68	Y	Y	--	--
BISKUP, JORDYN	14	14	2.61	3.24	Y	AT	--	--
BLACHLY, HAILEY	15	15	3.93	3.93	Y	Y	--	--
BOYLE, MACKENZIE	15	15	3.40	3.40	Y	Y	--	--
BROCK, MOLLY	16	16	3.93	3.76	Y	Y	--	--
BUSH, KAITLYN	15	12	3.08	3.08	Y	Y	--	--
CLOYD, MADELINE	15	15	4.00	3.97	Y	Y	--	--
COOPER, KENEDY	16	16	3.83	3.83	Y	Y	--	--
CORNELIUS, ELIZABETH	14	14	4.00	4.00	Y	Y	--	--
COTTER, SHANNON	15	15	3.66	3.07	Y	Y	--	--
D'AMBROSIO-DAY, TIFFANY	15	15	3.33	3.48	Y	Y	--	--
DEAKEN, ALEXIS	19	19	3.52	3.59	Y	Y	--	Y
DUFF, JULIA	17	17	4.00	3.87	Y	Y	--	--
ELMS, SARAH	16	16	3.37	3.30	Y	Y	--	--
GENTILE, HUDSON	16	16	3.93	3.93	Y	Y	--	--
HARRIS, CHLOE	12	12	3.00	3.51	Y	Y	--	Y
HOBSON, GRACE	16	16	3.74	3.74	Y	Y	--	--
KEENAN, BALLIE-ROSE	15	15	3.93	3.93	Y	Y	--	--
KINSEY, JENNIFER	15	15	4.00	3.90	Y	Y	--	--
MACRAE, ZOE	16	16	4.00	4.00	Y	Y	--	--
MARTINETTO, DAYNA	15	15	2.80	2.93	Y	Y	--	--
MATTHEWS, SYDNEY	15	15	3.73	3.39	Y	Y	--	--
MCLOUGHLIN, EMMA	16	16	3.56	3.56	Y	Y	--	--
MUFFETT, SHARN	18	18	4.00	3.73	Y	Y	--	--
O'LEARY, OLIVIA	17	17	4.00	4.00	Y	Y	--	--
PETERSON, CAROLINE	16	16	3.75	3.86	Y	Y	--	--
PHILLIPS, LAUREN	13	13	3.25	3.19	Y	Y	--	--
PRESCOTT, MEGAN	16	16	4.00	3.42	Y	Y	--	--
RUSHFORD, MCKENNA	15	15	3.00	2.58	Y	Y	--	Y
SANTARPIO, GENIE	18	18	3.11	3.12	Y	Y	--	--
SEITER, EMILY	17	17	4.00	3.98	Y	Y	--	--





Women's Lacrosse			Legend: Y=Yes, N=No, G=Graduated, Adj=Adjusted, C=Cont post BA/BS, AT/T=Auto Transfer, NT=NOT Auto Transfer, P=Professional, M=Med Abs, J=Missed Term					
Name	Hours Attempted	Hours Earned	Term GPA	Cumulative GPA	Eligible Next Term	Retained Next Term	2 Year Transfer	4 Year Transfer
2019-20 - Spring								
SPENCER, ADELE	14	14	3.87	3.13	Y	Y	--	--
STEVENS, KASEY	15	15	3.73	3.30	Y	G	--	--
STURGELL, MADISON	15	15	4.00	3.93	Y	Y	--	--
SULLIVAN, CASEY	15	15	4.00	3.95	Y	Y	--	Y
SUPLEE, MIA	15	15	4.00	3.94	Y	Y	--	--
TORROELLA, EILEEN	7.5	7.5	1.83	3.11	Y	Y	--	--
TYSDAL, ADDY	14	14	3.58	3.66	Y	Y	--	--










Women's Lacrosse		Legend: Y=Yes, N=No, G=Graduated, Adj=Adjusted, C=Cont post BA/BS, AT/T=Auto Transfer, NT=NOT Auto Transfer, P=Professional, M=Med Abs, J=Missed Term							
Name	Hours Attempted	Hours Earned	Term GPA	Cumulative GPA	Eligible Next Term	Retained Next Term	2 Year Transfer	4 Year Transfer	
2020-21 - Spring									
SULLIVAN, CASEY	12	12	4.00	3.94	Y	G	--	Y	
SUPLEE, MIA	15	15	4.00	3.94	Y	G	--	--	
TYSDAL, ADDY	16	16	3.56	3.62	Y	Y	--	--	
WEISBORD, LAURELLE	16	16	2.78	2.90	Y	Y	--	--	































A large rectangular area filled with a gray and white grid pattern, representing a redacted table or form. The grid consists of approximately 10 columns and 25 rows of cells, with varying shades of gray and white. The top row is a solid dark gray bar. The grid pattern is uniform across the entire area, indicating that the content has been completely obscured for security or privacy reasons.



































Women's Volleyball			Legend: Y=Yes, N=No, G=Graduated, Adj=Adjusted, C=Cont post BA/BS, AT/T=Auto Transfer, NT=NOT Auto Transfer, P=Professional, M=Med Abs, J=Missed Term						
Name	Hours Attempted	Hours Earned	Term GPA	Cumulative GPA	Eligible Next Term	Retained Next Term	2 Year Transfer	4 Year Transfer	
2019-20 - Spring									
BOLDING, SYDNEY	15	12	3.33	2.57	Y	Y	--	--	
CLARK, GRACE	--	--	0.00	0.00	--	NT	--	--	
DAGENHART, MADISON	16	16	3.89	3.71	Y	Y	--	--	
DOSTAL, ISA	17	17	4.00	4.00	Y	Y	--	Y	
FOY, BAILEY	12	12	3.78	2.66	Y	AT	--	--	
GROSSMAN, LINDSEY	19	6	3.25	3.08	Y	N	Y	--	
KIPP, BRIANA	12	12	4.00	3.91	Y	N	--	Y	
MARTIN, NATALIE	--	--	0.00	0.00	--	NT	--	--	
MATTINGLY, MALLORY	11	11	3.91	3.70	Y	G	--	--	
RAYAM, MADISON	18	18	3.44	2.72	Y	Y	--	--	
WEHNER, NATALIE	12	12	4.00	3.95	Y	G	--	--	
WIERZBICKI, LEXI	12	12	2.66	2.91	Y	AT	--	--	





